



PRICE GUIDE



Metal Colors

STANDARD METAL

Same price for Standard Metal or Shingle Roof.

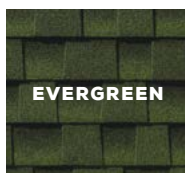


RUSTIC RED	CHARCOAL	BLACK
BURNISHED SLATE	HUNTER GREEN	SILVER

SPECIAL ORDER METAL

Adds one week to the lead-time and has a slight upcharge.

BRILLIANT WHITE	ALAMO WHITE	ASH GRAY
LIGHT STONE	TAN	TAUPE
PEWTER GRAY	BROWN	BRITE RED
BURGUNDY	GALLERY BLUE	OCEAN BLUE

Shingles



Paint & Urethane Colors

STANDARD PAINT

One Standard Paint Color included in price.

BARN WHITE	NAVAJO	BEIGE
CLAY	BUCKSKIN	BROWN
GRAY SHADOW	GAP GRAY	BLACK
EVERGREEN	PINNACLE RED	SCARLET RED

URETHANE STAIN COLORS

MAHOGANY	HONEY GOLD	CHESTNUT BROWN
DARK EBONY	DRIFTWOOD	

Metal color availability and color names vary by region. Please consult your dealer for options in your area. Actual colors may vary from those displayed in brochure. See dealer for actual color swatch. OHB is not responsible for colors not matching the brochure.

OLDHICKORYBUILDINGS.COM

[FACEBOOK.COM/OLDHICKORYBUILDINGS](https://www.facebook.com/oldhickorybuildings)
[INSTAGRAM.COM/OLDHICKORYBUILDINGS](https://www.instagram.com/oldhickorybuildings)

Scan the QR code or visit
oldhickorybuildings.com/brochure
 to view & download our full brochure.





STANDARD BUILDINGS



LOFTED BARNs

WALL HEIGHT IS 6' 3"
TREATED OR PAINTED ONE COLOR

SIZE	CASH PRICE*	RENT TO OWN (36 MO)	RENT TO OWN (48 MO)**
8x10	\$3,575	\$165 ⁵¹	\$148 ⁹⁶
8x12	\$3,825	\$177 ⁰⁸	\$159 ³⁸
8x16	\$4,345	\$201 ¹⁶	\$181 ⁰⁴
10x10	\$4,245	\$196 ⁵³	\$176 ⁸⁸
10x12	\$4,595	\$212 ⁷³	\$191 ⁴⁶
10x14	\$5,095	\$235 ⁸⁸	\$212 ²⁹
10x16	\$5,395	\$249 ⁷⁷	\$224 ⁷⁹
10x20	\$6,525	\$302 ⁰⁸	\$271 ⁸⁸
12x16	\$6,695	\$309 ⁹⁵	\$278 ⁹⁶
12x20	\$7,475	\$346 ⁰⁶	\$311 ⁴⁶
12x24	\$8,975	\$415 ⁵¹	\$373 ⁹⁶
12x28	\$10,225	\$473 ³⁸	\$426 ⁰⁴
12x30	\$10,775	\$498 ⁸⁴	\$448 ⁹⁶
12x32	\$10,945	\$506 ⁷¹	\$456 ⁰⁴
12x36	\$11,975	\$554 ⁴⁰	\$498 ⁹⁶
12x40	\$12,745	\$590 ⁰⁵	\$531 ⁰⁴
14x24	\$11,575	\$535 ⁸⁸	\$482 ²⁹
14x28	\$13,145	\$608 ⁵⁶	\$547 ⁷¹
14x32	\$14,795	\$684 ⁹⁵	\$616 ⁴⁶
14x36	\$15,945	\$738 ¹⁹	\$664 ³⁸
14x40	\$16,945	\$784 ⁴⁹	\$706 ⁰⁴

Up to 8ft of loft included in price. Additional charges apply if over 8ft. No discount for subtracting loft.



UTILITY SHEDs

PRICE IS FOR 6' 3" WALLS (7/8' AVAIL)
TREATED OR PAINTED ONE COLOR

SIZE	CASH PRICE*	RENT TO OWN (36 MO)	RENT TO OWN (48 MO)**
8x8	\$2,825	\$130 ⁷⁹	\$117 ⁷¹
8x10	\$3,025	\$140 ⁰⁵	\$126 ⁰⁴
8x12	\$3,175	\$146 ⁹⁹	\$132 ²⁹
8x16	\$4,225	\$195 ⁶⁰	\$176 ⁰⁴
10x10	\$3,825	\$177 ⁰⁸	\$159 ³⁸
10x12	\$4,045	\$187 ²⁷	\$168 ⁵⁴
10x14	\$4,625	\$214 ¹²	\$192 ⁷¹
10x16	\$4,825	\$223 ³⁸	\$201 ⁰⁴
10x20	\$5,945	\$275 ²³	\$247 ⁷¹
12x16	\$5,945	\$275 ²³	\$247 ⁷¹
12x20	\$6,795	\$314 ⁵⁸	\$283 ¹³
12x24	\$7,795	\$360 ⁸⁸	\$324 ⁷⁹
12x28	\$9,025	\$417 ⁸²	\$376 ⁰⁴
12x30	\$9,575	\$443 ²⁹	\$398 ⁹⁶
12x32	\$10,075	\$466 ⁴⁴	\$419 ⁷⁹
12x36	\$10,895	\$504 ⁴⁰	\$453 ⁹⁶
12x40	\$11,575	\$535 ⁸⁸	\$482 ²⁹
14x24	\$10,625	\$491 ⁹⁰	\$442 ⁷¹
14x28	\$11,875	\$549 ⁷⁷	\$494 ⁷⁹
14x32	\$13,575	\$628 ⁴⁷	\$565 ⁶³
14x36	\$15,125	\$700 ²³	\$630 ²¹
14x40	\$16,345	\$756 ⁷¹	\$681 ⁰⁴

Choose a Standard Building Style & Size

Then choose an add-on package below
Your package price is added to the standard building price

ADD-ON PACKAGES



PLAYHOUSE



DELUXE PLAYHOUSE



GARAGE

Includes HOUSE-STYLE DOOR WITH 9 LITE WINDOW, 4' PORCH*, two PORCH POSTS, and three 2' x 3' SINGLE PANE WINDOWS. The Utility Style Playhouse package will include 8' WALLS. Package price does not include wooden barn doors. *Total length of building includes 4' PORCH.

\$965

Adds \$44.68 to 36 month rent
Adds \$40.21 to 48 month rent**

Building must include a porch to get package price.

Includes HOUSE-STYLE DOOR WITH 9 LITE WINDOW, PORCH, PORCH RAILING (Included porch railing is 3 sections that are approx. 4' each.), four PORCH POSTS, and five 2' x 3' SINGLE PANE WINDOWS. The Utility Style Deluxe Playhouse Package will also include 8' WALLS. Minimum size is 12' x 24'. Package price does not include wooden barn doors. *Total length of building includes 4' PORCH.

\$1,765

Adds \$81.71 to 36 month rent
Adds \$73.54 to 48 month rent**

Building must include a porch to get package price.

Includes GARAGE DOOR, HOUSE-STYLE DOOR WITH NO WINDOW, one 2' x 3' SINGLE PANE WINDOW and 12" ON CENTER FLOOR JOISTS. The Utility Style Garage Package will also include 8' WALLS. Package price does not include wooden barn doors. 10' wide buildings require two ADDITIONAL SKIDS. Occupancy class not intended for use as a 'Private Garage' as defined by IBC.

9' GARAGE DOOR

\$1,095

Adds \$50.69 to 36 month rent
Adds \$45.63 to 48 month rent**

8' GARAGE DOOR

\$1,085

Adds \$50.23 to 36 month rent
Adds \$45.21 to 48 month rent**

Building must include a garage door and house-style door with no window to qualify for package price.



SIDE PORCH

Includes HOUSE-STYLE DOOR WITH 9 LITE WINDOW, PORCH, PORCH RAILING (included porch railing is approx. 4'), one PORCH POST, two 2' x 3' SINGLE PANE WINDOWS and DOUBLE WOODEN BARN DOORS. The Utility Style Side Porch package will also include 8' WALLS. *Total building width and length includes porch dimensions.

\$1,095

Adds \$50.69 to 36 month rent
Adds \$45.63 to 48 month rent**

Building must include a porch to get package price.



SHED DORMER

Available only on Utility Sheds

Includes a 7/12 PITCH ROOF (normally 5/12), three 10" x 29" WINDOWS in dormer. Only available on 8', 10' & 12' wide buildings. Inside wall heights are 81" for T1-11 siding and 82.5" for painted LP Smart Panel. More than one dormer can be added to building if size permits. Add \$1,235 for each additional dormer.

\$1,235

Adds \$57.18 to 36 month rent
Adds \$51.46 to 48 month rent**



GABLE DORMER

Available only on Utility Sheds

Includes one 18" OCTAGONAL WINDOW. More than one dormer can be added to building if size permits. Add \$1,235 for each additional dormer.

\$1,235

Adds \$57.18 to 36 month rent
Adds \$51.46 to 48 month rent**



Engineer Certified buildings are certified for 30 psf Ground Snow Load & 105 mph winds (wind rating requires customer supplied anchors).



SPECIALTY BUILDINGS



SIDING OPTIONS



BARN

WALL HEIGHT IS 4'
TREATED OR PAINTED ONE COLOR

SIZE	CASH PRICE*	RENT TO OWN (36 MO)	RENT TO OWN (48 MO)**
8x8	\$2,645	\$122 ⁴⁵	\$110 ²¹
8x10	\$2,825	\$130 ⁷⁹	\$117 ⁷¹
8x12	\$3,025	\$140 ⁰⁵	\$126 ⁰⁴
8x16	\$3,825	\$177 ⁰⁸	\$159 ³⁸
10x10	\$3,425	\$158 ⁵⁶	\$142 ⁷¹
10x12	\$3,575	\$165 ⁵¹	\$148 ⁹⁶
10x14	\$4,125	\$190 ⁹⁷	\$171 ⁸⁸
10x16	\$4,295	\$198 ⁸⁴	\$178 ⁹⁶
10x20	\$5,225	\$241 ⁹⁰	\$217 ⁷¹
12x16	\$5,625	\$260 ⁴²	\$234 ³⁸
12x20	\$6,525	\$302 ⁰⁸	\$271 ⁸⁸
12x24	\$7,625	\$353 ⁰¹	\$317 ⁷¹



SINGLE SLOPE

FRONT HEIGHT INCREASES WITH WIDTH
TREATED OR PAINTED ONE COLOR

SIZE	CASH PRICE*	RENT TO OWN (36 MO)	RENT TO OWN (48 MO)**
8x12	\$3,350	\$155 ⁰⁹	\$139 ⁵⁸
8x16	\$4,400	\$203 ⁷⁰	\$183 ³³
10x10	\$4,000	\$185 ¹⁹	\$166 ⁶⁷
10x12	\$4,220	\$195 ³⁷	\$175 ⁸³
10x14	\$4,800	\$222 ²²	\$200 ⁰⁰
10x16	\$5,000	\$231 ⁴⁸	\$208 ³³
10x20	\$6,120	\$283 ³³	\$255 ⁰⁰
12x16	\$6,120	\$283 ³³	\$255 ⁰⁰
12x20	\$6,970	\$322 ⁶⁹	\$290 ⁴²
12x24	\$7,970	\$368 ⁹⁸	\$332 ⁰⁸
12x28	\$9,200	\$425 ⁹³	\$383 ³³
12x30	\$9,750	\$451 ³⁹	\$406 ²⁵
12x32	\$10,250	\$474 ⁵⁴	\$427 ⁰⁸
12x36	\$11,070	\$512 ⁵⁰	\$461 ²⁵
12x40	\$11,750	\$543 ⁹⁸	\$489 ⁵⁸
14x24	\$10,800	\$500 ⁰⁰	\$450 ⁰⁰
14x28	\$12,050	\$557 ⁸⁷	\$502 ⁰⁸
14x32	\$13,750	\$636 ⁵⁷	\$572 ⁹²
14x36	\$15,300	\$708 ³³	\$637 ⁵⁰
14x40	\$16,520	\$764 ⁸¹	\$688 ³³



T1-11 PRESSURE TREATED

NO ADDITIONAL CHARGE



LP SMART PANEL

NO ADDITIONAL CHARGE

FLOORING OPTIONS

YOU CHOOSE:

5/8" TREATED SQUARE EDGE FLOORING OR
5/8" T&G FLOORING - SAME PRICE



5/8" TREATED SQUARE EDGE



5/8" ENGINEERED TONGUE & GROOVE

UPGRADE: 3/4" FLOORING (SEE OPTIONS TABLE FOR PRICING)



ANIMAL SHELTERS



WALL HEIGHT IS 8'
TREATED OR PAINTED ONE COLOR

ANIMAL SHELTER FEATURES

- Comes standard with 8ft tall walls.
- Standard one stall per 20 feet of length or less (not counting tack room), unless specifically ordered differently.
- Additional stalls (includes opening and divider) can be added for \$485 per stall (optional).

TACK ROOM

- \$130/foot of length (minimum of 4'). (Tack Room starts on an outside end wall. Add \$485 to start on an inside divider wall.)
- 3ft Wooden Barn door on all tack rooms. Upgrade to 4ft Wooden Barn door for \$30 (where applicable).

Buildings will be set directly on ground with no blocking. Ground must be suitable for application prior to delivery.

ANIMAL SHELTER SECURITY DEPOSITS

\$200: 8ft & 10ft wide buildings

\$400: 12ft wide buildings

\$1,000: 14ft wide buildings

SIZE	CASH PRICE*	RENT TO OWN (36 MO)	RENT TO OWN (48 MO)**
8x12	\$3,350	\$155 ⁰⁹	\$139 ⁵⁸
8x16	\$4,400	\$203 ⁷⁰	\$183 ³³
10x10	\$4,000	\$185 ¹⁹	\$166 ⁶⁷
10x12	\$4,220	\$195 ³⁷	\$175 ⁸³
10x14	\$4,800	\$222 ²²	\$200 ⁰⁰
10x16	\$5,000	\$231 ⁴⁸	\$208 ³³
10x20	\$6,120	\$283 ³³	\$255 ⁰⁰
12x16	\$6,120	\$283 ³³	\$255 ⁰⁰
12x20	\$6,970	\$322 ⁶⁹	\$290 ⁴²
12x24	\$7,970	\$368 ⁹⁸	\$332 ⁰⁸
12x28	\$9,200	\$425 ⁹³	\$383 ³³
12x30	\$9,750	\$451 ³⁹	\$406 ²⁵
12x32	\$10,250	\$474 ⁵⁴	\$427 ⁰⁸
12x36	\$11,070	\$512 ⁵⁰	\$461 ²⁵
12x40	\$11,750	\$543 ⁹⁸	\$489 ⁵⁸
14x24	\$10,800	\$500 ⁰⁰	\$450 ⁰⁰
14x28	\$12,050	\$557 ⁸⁷	\$502 ⁰⁸
14x32	\$13,750	\$636 ⁵⁷	\$572 ⁹²
14x36	\$15,300	\$708 ³³	\$637 ⁵⁰
14x40	\$16,520	\$764 ⁸¹	\$688 ³³



OPTIONS & ADD-ONS

WINDOW OPTIONS

W1	18" OCTAGONAL WINDOW	\$105
W2	24"x27" LOFT WINDOW (IN LOFT ONLY; DOES NOT FIT ABOVE GARAGES)	\$105
W3S	2'x3' SINGLE PANE WINDOW	\$105
W3D	2'x3' DOUBLE PANE WINDOW	\$240
W4S	3'x3' SINGLE PANE WINDOW	\$120
W4D	3'x3' DOUBLE PANE WINDOW	\$310
W5	SHUTTER TRIM	\$60 PER WINDOW
W6	10"x35" WINDOW (FITS 4' SINGLE BARN DOOR)	\$120
W7	10"x29" WINDOW (FITS DOUBLE BARN DOOR)	\$100

DOOR OPTIONS

D1	SINGLE 3' BARN DOOR	\$80
D2	SINGLE 3' WOODEN BARN DOOR WITH WINDOW	\$180
D3	SINGLE 4' BARN DOOR	\$110
D4	SINGLE 4' WOODEN BARN DOOR WITH WINDOW	\$230
D5	DOUBLE BARN DOORS	\$165
D6	DOUBLE WOODEN BARN DOORS WITH WINDOWS	\$360
D7	HOUSE - STYLE DOOR, NO WINDOW (OPENS IN & TO THE RIGHT ONLY)	\$360
D8	HOUSE - STYLE DOOR, 9 LITE WINDOW (OPENS IN & TO THE RIGHT ONLY)	\$440
D9	OPENING LOFT DOOR (LOFTED BARN ONLY)	\$60
D10	9'x7' GARAGE DOOR (WALL MUST BE AT LEAST 12' WIDE x 8' TALL) (12" ON CENTER FLOOR JOISTS INCLUDED)	\$820
D11	8'x7' GARAGE DOOR (WALL MUST BE AT LEAST 10' WIDE x 8' TALL) (12" ON CENTER FLOOR JOISTS INCLUDED) (10' WIDE BUILDINGS REQUIRE 2 ADDITIONAL SKIDS)	\$805

FLOORING OPTIONS

ADDITIONAL SKIDS (EACH)	\$5/ft
3/4" FLOORING (PRICED PER SQUARE FOOT)	\$0.60/sq ft
2x6 FLOOR JOISTS (STANDARD ON 14' WIDE BUILDINGS)	\$0.40/sq ft
12" ON CENTER FLOOR JOISTS (STANDARD ON GARAGES)	\$0.40/sq ft

PAINT & URETHANE OPTIONS

PAINT (ONE STANDARD COLOR)	FREE
PAINTED BUILDING TRIM (SECOND COLOR / PAINT ONLY)	\$70
EACH ADDITIONAL COLOR (INCLUDES DOORS - PAINT OR URETHANE TRIM ON DOORS & SHUTTERS - PAINT ONLY)	\$70
UPGRADE TO URETHANE OR CUSTOM PAINT COLOR (8' & 10' WIDE BUILDINGS)	ADD \$140
UPGRADE TO URETHANE OR CUSTOM PAINT COLOR (12' & 14' WIDE BUILDINGS)	ADD \$275

OTHER OPTIONS

P1	HOUSE WRAP VAPOR BARRIER (ON WALLS ONLY)	\$1.75/sq ft
P2	TAR PAPER (UNDER ROOFING ONLY, RECOMMENDED FOR SHINGLE ROOFS)	\$1.75/sq ft
P3	TECH SHIELD RADIANT BARRIER ON ROOF: +2% ADDITIONAL CHARGE	
P4	SILVER TECH RADIANT BARRIER (SMART PANEL ONLY) ON WALLS: +3% ADDITIONAL CHARGE	
H1	7' TALL WALLS (81" INSIDE) (UTILITIES)	\$175
H2	8' TALL WALLS (92" INSIDE) (UTILITIES)	\$175
I1	WORKBENCH (PRICED PER FOOT OF WIDTH)	\$17/ft
I2	SHELVES (3 TIER) (PRICED PER FOOT OF WIDTH)	\$17/ft
I3	LOFT (PRICED PER FOOT OF DEPTH)	\$28/ft
E1	EXTRA PORCH POST	\$50/each
E2	PORCH RAILING	\$17/ft
E3	6" FRONT & BACK ROOF OVERHANG (GABLE END WALLS)	\$275
E4	7/12 PITCH (6' & 7' WALLS ONLY) (UTILITY ONLY) (8', 10' & 12' WIDE ONLY)	\$275
F1	16" ON CENTER TRUSSES (PAINTED ONLY)	\$0.40/sq ft
F2	16" ON CENTER STUDS AND TRUSSES (TREATED ONLY)	\$1.00/sq ft
	SPECIAL ORDER METAL ROOF COLOR	\$60

RENT TO OWN

SECURITY DEPOSITS*

- \$100:** 8ft & 10ft wide buildings
- \$200:** 12ft wide buildings
- \$1,000:** 14ft wide buildings

*Excludes Animal Shelters.

DELIVERY & SETUP



- **Free delivery and easy setup within 30 miles.**
- **Please consult your local dealer for the most up-to-date delivery lead times.**
- **No site preparation necessary if site is no more than 3 feet out of level.**
- **Customer has the responsibility to decide if ground conditions are unsuitable for delivery. We are not responsible for yard damage.**
- **Site must be accessible by truck and trailer.**

Drivers can supply blocks for \$3.00 each. Free Delivery covers one trip up to 30 miles one way. Trips over 30 miles are subject to a \$2/mile (8ft, 9ft & 10ft wide) or \$3.50/mile (12ft & 14ft wide) charge one way. Free setup includes leveling the building, starting with one corner at ground level and raising it up to a maximum of 3 feet. If leveling requires 1 foot or less, pressure treated wood may be used. Otherwise, customer may supply concrete blocks which are placed on top of the ground, or we can supply concrete blocks for \$3.00 each.

In very rare cases, underground footers may be required by local building codes. Old Hickory Buildings does not offer digging or footer services and these are not included in free set up, however we can work with customer or contractor when required for an additional cost.

Please contact your local Building Inspector and/or Homeowner's Association for information on requirements and restrictions. The customer will be responsible for the mileage charge as well as the cost of any additional trips.

- *Prices shown include 3% discount offered for purchases made with cash or check. Credit card purchases are not eligible for the discounted price and will be priced 3% higher.
- One color paint/water sealer included in above price. Urethane and additional colors are extra.
- 12ft wide and over buildings are measured across the eaves due to DOT regulations (all others are measured from outside corners).
- **Not available at all locations. See dealer for details.
- All 8ft wide buildings come with a single door (excluding packages).
- All 10ft, 12ft & 14ft wide buildings come with double doors (excluding packages).
- Available RTO terms may change by location. See your local dealer for details.
- Add package price to Lofted or Utility Style Buildings only. For package deals, some options may be removed but no credit given on price.

Old Hickory Buildings, LLC and its associates are not responsible for permits, snow/wind load requirements, covenant searches, restrictions, setbacks, yard damage, or underground damage. In very rare cases, underground footers may be required by local building codes. Old Hickory Buildings does not offer digging or footer services and these are not included in free set up, however we can work with customer or contractor when required for an additional cost. Please contact your local Building Inspector and/or Homeowner's Association for information on requirements and restrictions. It is the customer's responsibility to decide if ground conditions are unsuitable for delivery. Old Hickory has the right to refuse any sale prior to the time when it is accepted and approved by Old Hickory's corporate office and the building is set up at customer's location.

ALL PRICES SUBJECT TO CHANGE.

2.22.22 (OHB_PG_PB-5395) Old Hickory Buildings, LLC ©Copyright 2022 | All rights reserved.

PB
v004